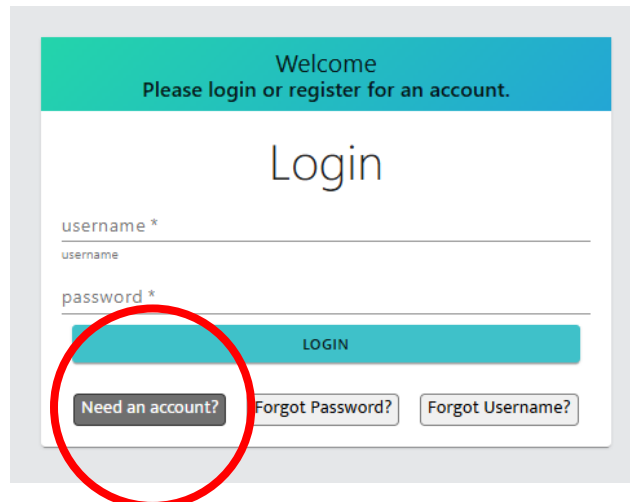


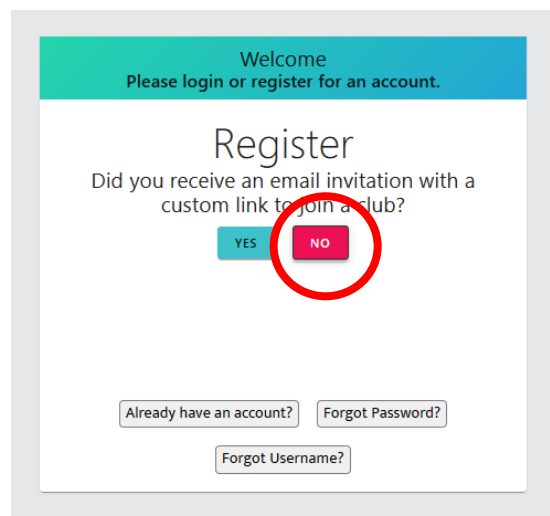
- 1) Open the **Live Pickleball** web site: <https://www.livepickleball.club/>
- 2) Click on the orange **“Login”** button located in the upper right-hand corner of the screen



- 3) Click on the **“Need an Account”** button at the bottom left corner of the screen. Do NOT enter a username or password here.



- 4) Click on the **“No”** button in response to the question: *“Did you receive an email invitation with a custom link to join a club?”*



- 5) Now...enter your registration information for Live Pickleball.
- Please enter an **active email** for club notifications and group play invitations.
 - REMBMER YOUR USERNAME AND PASSWORD!
 - Check if you would like to subscribe to Live Pickleball newsletter.
- 6) Click on teal **“Register”** button after you have entered all your information.

Welcome
Please login or register for an account.

Register

Did you receive an email invitation with a custom link to join a club?

YES NO

Fill out the required fields below. Once you have an account you can select club(s) to join.

username *
myusername
username available

First Name *
Mine

First Name
Last Name *
Other

Last Name
email *
MO@aol.com

email
password *
password 6+ characters
password *
confirm password

By registering you agree to our
Privacy Policy
Terms of Service.

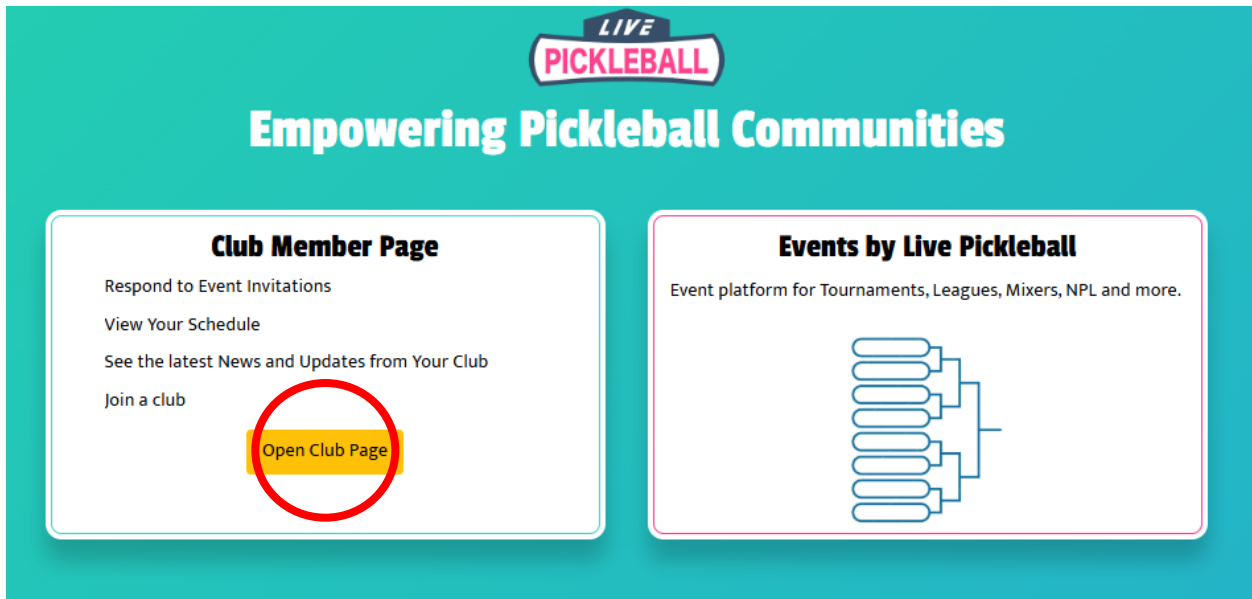
Yes, Subscribe me to the Live Pickleball newsletter?

REGISTER

Already have an account? Forgot Password?

Forgot Username?

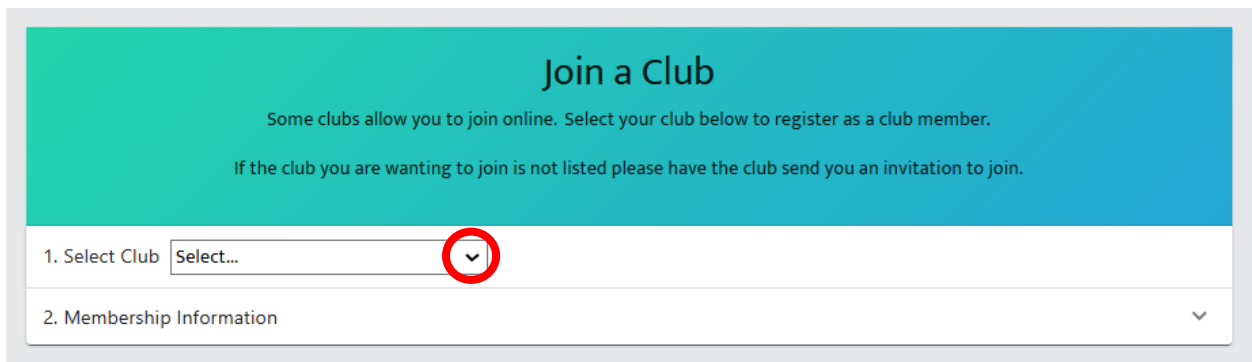
7) Click on the “Club Member Page” block to select the “Wickenburg Ranch Pickleball Club.”



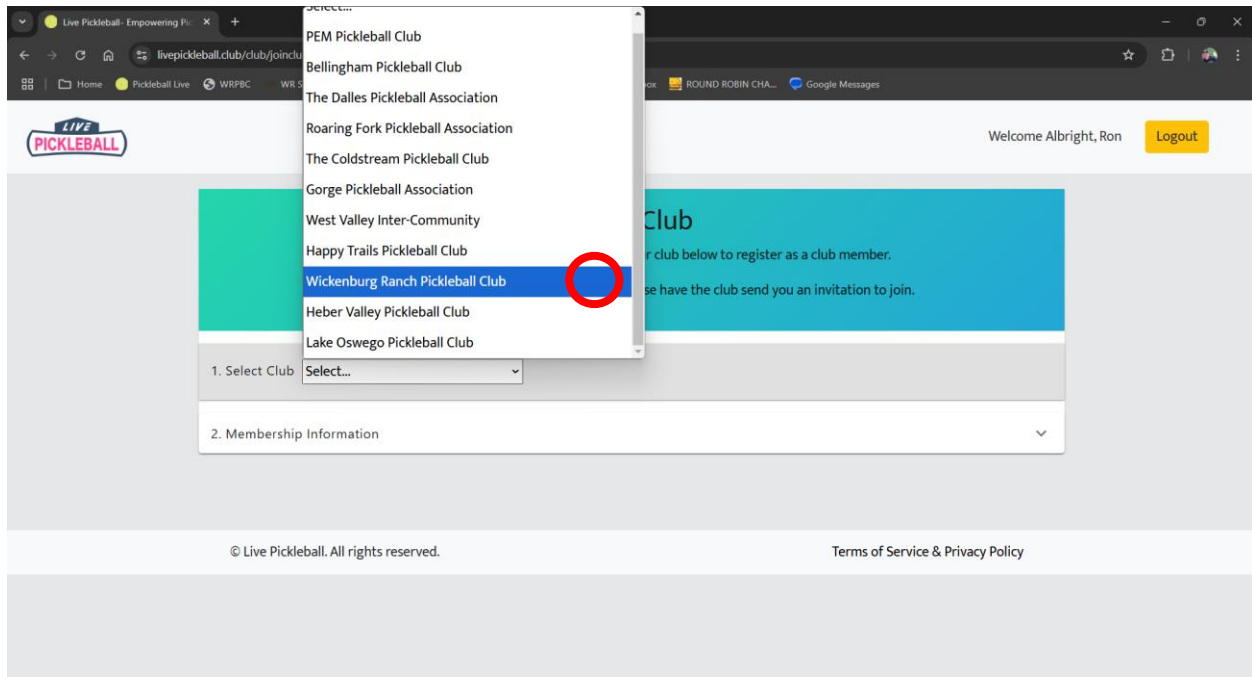
8) Click on “Find a Club to Join”.



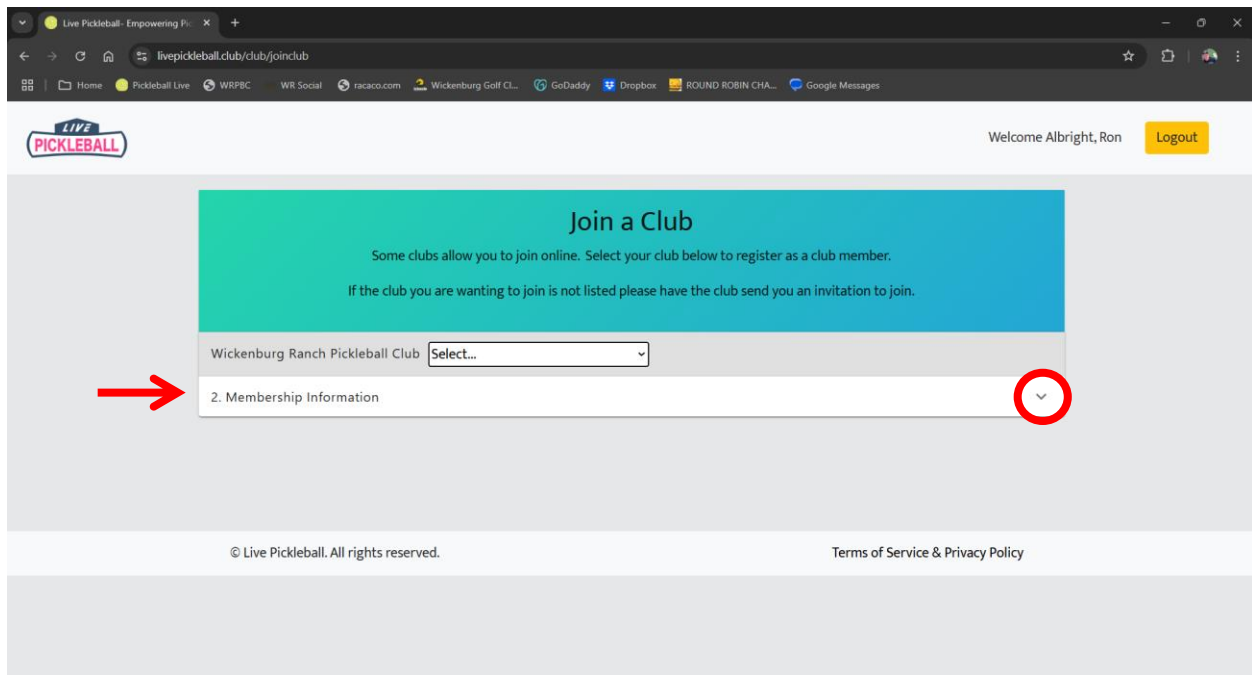
9) Click on the “Select” dropdown to see a listing of available clubs.



10) Scroll down and select **“Wickenburg Ranch Pickleball Club”**.



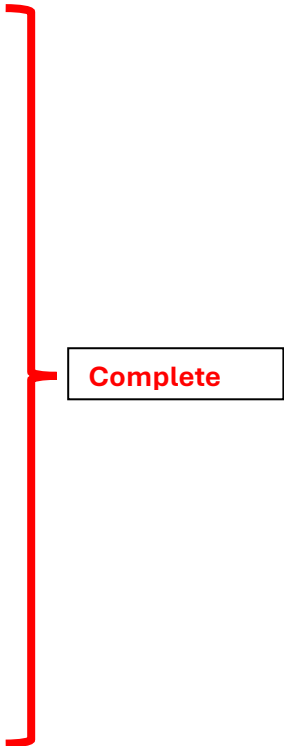
11) Once selected, the screen returns to the **“Join a Club”** page with the club’s name now listed. Now you see **“2. Membership Information”**. Select the dropdown.



12) Click on the **“2. Membership Information dropdown”** to open the members details screen. This is the information our club uses to send you appropriate invitations and email notifications.

- Enter **required fields**: First Name, Last Name, Select Gender, Enter email and phone.
- If you like, enter your birthday date, address, and emergency contact information.
- **Select your Club Rating**. If unfamiliar with the rating system, select “Beginner/Novice”.
- Finally, be sure to select the **notifications** you would like to receive. (note: you can change these at anytime later)
- Click **“Join”**

Registration form for Wickenburg Ranch Pickleball Club. Fields include: First Name (John), Last Name (Smith), Gender (M), Email (js@hmail.com), Phone (123 456 7890), Birthday (01/01/1950), Address (3196 Winchester Way), Emergency Contact Name (John Albright), Emergency Contact Phone (1234567891), Club Rating (Beginner/Novice (UTPR - 2.0 +)), and notification preferences (all checked). A red circle highlights the "Join" button at the bottom of the form.



Complete

13) Clicking “Join” creates your WRPBC account and the home page of Live Pickleball appears. The first thing you will need to do is to **pay the annual fee of \$40** by selecting “Pay Dues Now” button.

